

Healthy Living OKC Pickleball

Cancelling a Signup

There are two ways to cancel a pickleball signup:

- Using the confirmation email message you received after you signed up.
- Using the SignUpGenius web page you used when you signed up.

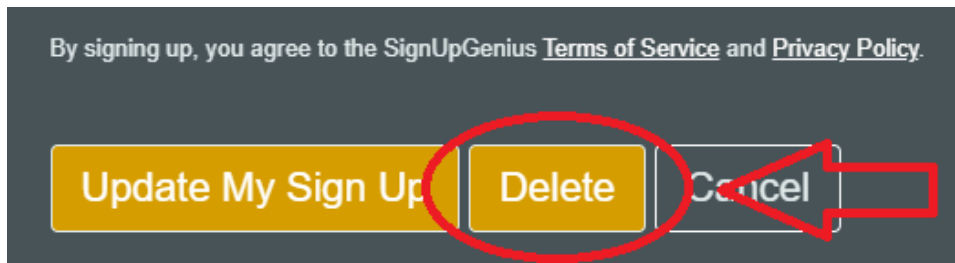
Instructions for both methods are listed below.

Using the confirmation email message you received after you signed up

1. At the bottom of the confirmation email message, click **Edit My Sign Up**.



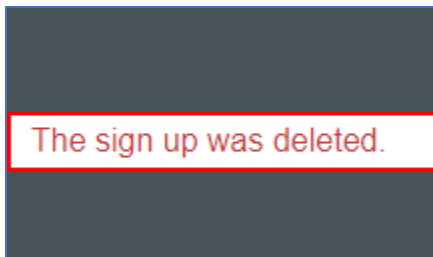
2. In the resulting Sign Me Up page, click **Delete**.



3. In the resulting page, click **Yes -Delete**.



4. The resulting page will display a message confirmmmg your deletion.



Using the SignUpGenius web page you used when you signed up

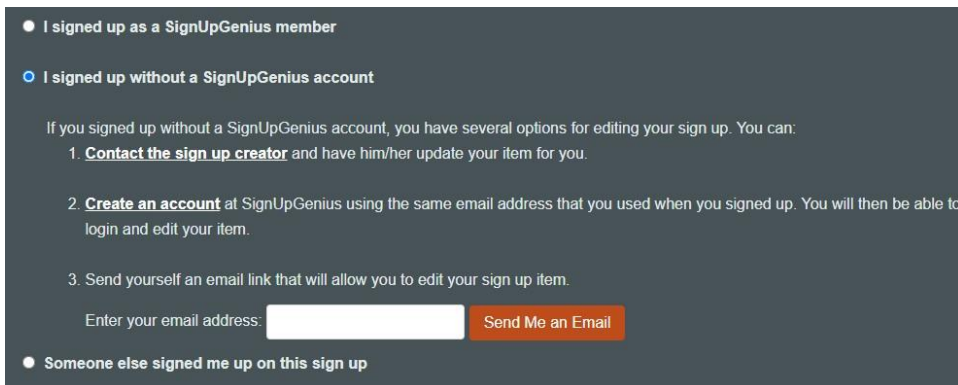
1. Using whichever link you used to sign up originally, use that same link to return to the SignUpGenius signup page.
2. Click **Change your sign up**.



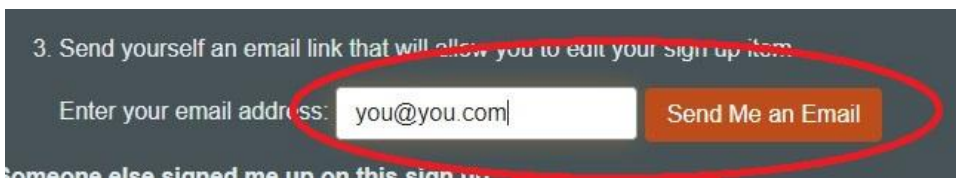
3. Select whichever of the three options applies to you. Most of us will probably select the second option: **I signed up without a SignUpGenius account.**



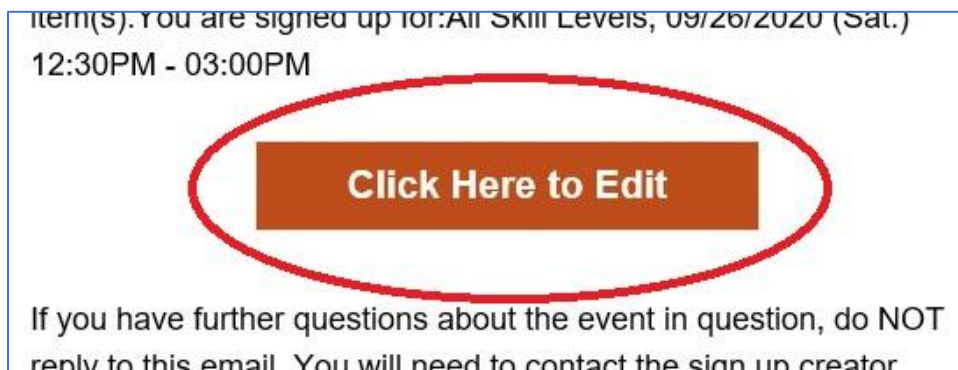
4. If you selected the second option, you will get the following:



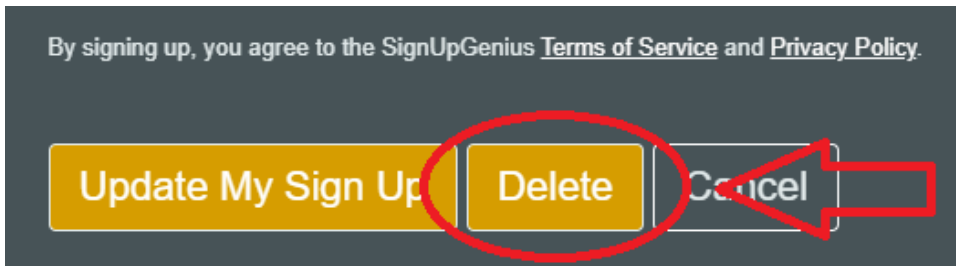
5. Enter your email address in the white textbox and click the red **Send me an Email** button. Be sure to use the same email address you used when you signed up!



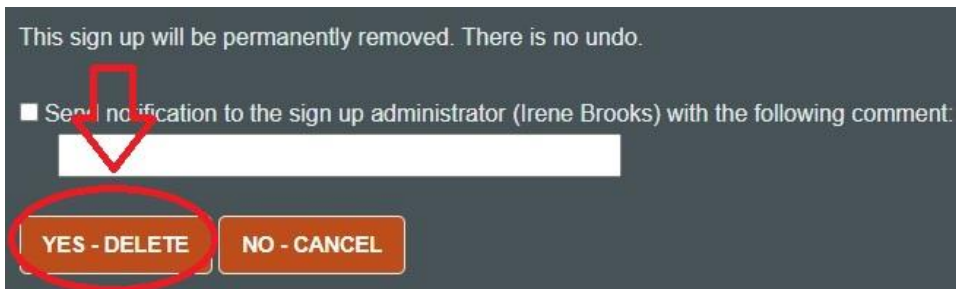
6. In the resulting email message, click **Click Here to Edit**.



7. In the resulting Sign Me Up page, click **Delete**.



8. In the resulting page, click **Yes - Delete**.



9. The resulting page will display a message confirming your deletion.

